


**ANTICIPATED REVENUE SUMMARY
FISCAL YEAR 2004**




(\$ MILLIONS)

	CERTIFIED P.L. 2003, c.122
GENERAL FUND	
MAJOR TAXES	
SALES.....	\$ 6,165.0
CORPORATION BUSINESS.....	2,055.0
CORPORATION BANKS AND FINANCIAL INSTITUTIONS.....	131.0
TRANSFER INHERITANCE.....	433.0
MOTOR FUELS.....	544.0
MOTOR VEHICLE FEES.....	233.1
INSURANCE PREMIUMS.....	420.0
PETROLEUM PRODUCTS GROSS RECEIPTS.....	225.0
CIGARETTE.....	635.0
REALTY TRANSFER.....	172.0
ALCOHOLIC BEVERAGE EXCISE.....	83.0
TOBACCO PRODUCTS - WHOLESALE SALES.....	13.0
SAVINGS INSTITUTIONS.....	5.0
PUBLIC UTILITY EXCISE (REFORM).....	8.7
SUBTOTAL	\$ 11,122.8
MISC TAXES, FEES, REVENUES	
MEDICAID UNCOMPENSATED CARE.....	\$ 455.1
TRANSITIONAL ENERGY FACILITIES ASSESSMENT.....	218.3
FRINGE BENEFIT RECOVERIES.....	266.2
HOTEL OCCUPANCY TAX.....	111.4
MARKET TRANSITION FACILITY REVENUE FUND.....	107.7
MOTOR VEHICLE INSPECTION FUND.....	76.7
PUBLIC UTILITY GROSS RECEIPTS AND FRANCHISE.....	69.0
JUDICIARY REVENUES.....	61.0
OTHER MISCELLANEOUS REVENUE.....	985.1
SUBTOTAL	\$ 2,350.5
INTERFUND TRANSFERS	
TOBACCO SETTLEMENT FUND.....	\$ 1,612.0
STATE LOTTERY FUND.....	793.0
UNCLAIMED PERSONAL PROPERTY TRUST FUND.....	172.4
UNIVERSAL SERVICE FUND.....	72.0
ALL OTHER FUNDS.....	239.1
SUBTOTAL	\$ 2,888.5
GENERAL FUND TOTAL	\$ 16,361.8
PROPERTY TAX RELIEF FUND	
GROSS INCOME TAX.....	\$ 7,130.0
CASINO CONTROL FUND	\$ 62.7
CASINO REVENUE FUND	\$ 448.7
GUBERNATORIAL ELECTIONS FUND	\$ 1.5
GRAND TOTAL, ALL FUNDS	\$ 24,004.7

**THE FY 2004 APPROPRIATIONS ACT
RESOURCES, APPROPRIATIONS AND BALANCES**

	(\$000's)	P.L. 2003 c.122
GENERAL FUND		
OPENING BALANCE.....	\$ 250,000	
REVENUES.....	16,361,770	
TOTAL RESOURCES	16,611,770	
APPROPRIATIONS		
DIRECT STATE SERVICES.....	\$ 5,174,400	
GRANTS-IN-AID.....	5,958,071	
STATE AID.....	3,651,844	
CAPITAL CONSTRUCTION.....	1,136,428	
DEBT SERVICE.....	442,481	
TOTAL APPROPRIATIONS	\$ 16,363,224	
ENDING BALANCE	\$ 248,546	
PROPERTY TAX RELIEF FUND		
OPENING BALANCE.....	\$ 0	
REVENUES.....	7,130,000	
TOTAL RESOURCES	\$ 7,130,000	
APPROPRIATIONS		
GRANTS-IN-AID.....	\$ 847,311	
STATE AID.....	6,282,689	
TOTAL APPROPRIATIONS	\$ 7,130,000	
ENDING BALANCE	\$ 0	
CASINO CONTROL FUND		
OPENING BALANCE.....	\$ 0	
REVENUES.....	62,737	
TOTAL RESOURCES	\$ 62,737	
TOTAL APPROPRIATIONS (Direct State Services)	\$ 62,737	
ENDING BALANCE	\$ 0	
CASINO REVENUE FUND		
OPENING BALANCE.....	\$ 0	
REVENUES.....	448,700	
TOTAL RESOURCES	\$ 448,700	
APPROPRIATIONS		
DIRECT STATE SERVICES.....	\$ 963	
GRANTS-IN-AID.....	420,779	
STATE AID.....	25,458	
TOTAL APPROPRIATIONS	\$ 447,200	
ENDING BALANCE	\$ 1,500	
GUBERNATORIAL ELECTIONS FUND		
OPENING BALANCE.....	\$ 1,500	
REVENUES.....	1,500	
TOTAL RESOURCES	\$ 3,000	
TOTAL APPROPRIATIONS (Direct State Services)	\$ 0	
ENDING BALANCE	\$ 3,000	
SURPLUS REVENUE FUND		
OPENING BALANCE.....	\$ 0	
ENDING BALANCE	\$ 0	
GRAND TOTAL ALL FUNDS		
OPENING BALANCE.....	\$ 251,500	
REVENUES.....	24,004,707	
TOTAL RESOURCES	\$ 24,256,207	
APPROPRIATIONS		
DIRECT STATE SERVICES.....	\$ 5,238,100	
GRANTS-IN-AID.....	7,226,161	
STATE AID.....	9,959,991	
CAPITAL CONSTRUCTION.....	1,136,428	
DEBT SERVICE.....	442,481	
TOTAL APPROPRIATIONS	\$ 24,003,161	
ENDING BALANCE	\$ 253,046	

July 1, 2003



**STATE OF NEW JERSEY
THE ANNUAL APPROPRIATIONS ACT
FISCAL YEAR 2004**

Summary of the Provisions of P.L. 2003, c.122

The New Jersey Constitution provides that no money can be drawn from the State Treasury unless it is appropriated by law. The Constitution further requires that all such appropriations, as far as can be ascertained or reasonably foreseen, be included in one general appropriation law covering an entire fiscal year. As a law, the annual Appropriations Act must first be passed by both Houses of the Legislature as a bill and then signed by the Governor. The Constitution provides that the Governor may object to any item of appropriation in the bill sent for approval, and may strike such item or items from the bill while approving the rest of the bill. The exercise of this power is known as a line-item veto.

Under the Constitution, the Legislature cannot make appropriations which exceed the total amount of revenue on hand and anticipated to be available during the course of the fiscal year, as certified by the Governor. This is the basis for the requirement that the State's budget be in balance when enacted. The State Government operates on a fiscal year that runs from July 1st to the following June 30th.

The fiscal year 2004 Appropriations Act (P.L. 2003, c.122) is divided into the unrestricted General Fund as well as several other funds whose uses are dedicated by constitutional amendment or by law. This summary reports the financial status of those funds as they appear in the Appropriations Act. The summary also contains a statement of anticipated State revenues for fiscal year 2004, as certified by the Governor.

Wayne R. Bryant **Louis D. Greenwald**
Robert E. Littell Chairman, Assembly
Co-Chairs, Senate Budget and Budget Committee
Appropriations Committee

Prepared by
The Office of Legislative Services
Legislative Budget and Finance Office
Frank W. Haines III
Assistant Legislative Budget and Finance Officer
and
The Commission on Business
Efficiency of the Public Schools

PO Box 068 Trenton, NJ 08625-0068 (609) 292-8030

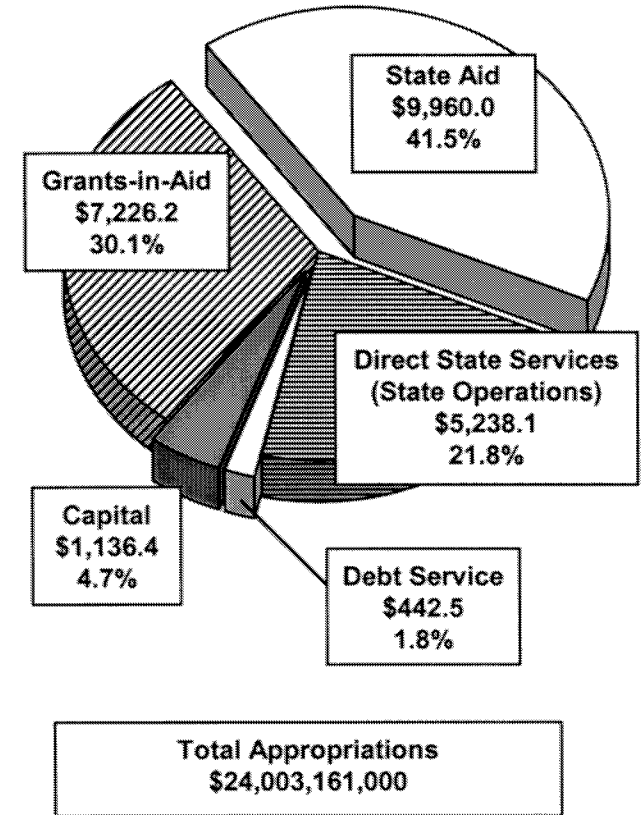
APPROPRIATIONS BY DEPARTMENT, BY FUND
FISCAL YEAR 2004
(\$000)

GENERAL FUND	TOTAL APPROPRIATIONS P.L. 2003, c.122
DIRECT STATE SERVICES	
LEGISLATURE.....	\$ 67,779
GOVERNOR'S OFFICE.....	5,351
AGRICULTURE.....	9,384
BANKING & INSURANCE.....	68,018
COMMUNITY AFFAIRS.....	34,502
CORRECTIONS.....	829,125
EDUCATION.....	58,584
ENVIRONMENTAL PROTECTION.....	206,846
HEALTH & SENIOR SERVICES.....	75,950
HUMAN SERVICES.....	677,285
LABOR.....	60,018
LAW & PUBLIC SAFETY.....	458,082
MILITARY & VETERANS' AFFAIRS.....	72,355
PERSONNEL.....	25,936
STATE.....	23,162
TRANSPORTATION.....	85,328
TREASURY.....	355,161
MISCELLANEOUS EXECUTIVE COMMISSIONS.....	1,373
INTERDEPARTMENTAL.....	1,557,997
JUDICIARY.....	502,164
TOTAL DIRECT STATE SERVICES	\$ 5,174,400
GRANTS-IN-AID	
AGRICULTURE.....	\$ 436
COMMUNITY AFFAIRS.....	36,865
CORRECTIONS.....	87,113
EDUCATION.....	9,443
ENVIRONMENTAL PROTECTION.....	9,250
HEALTH & SENIOR SERVICES.....	464,707
HUMAN SERVICES.....	3,203,673
LABOR.....	31,279
LAW & PUBLIC SAFETY.....	18,822
MILITARY & VETERANS' AFFAIRS.....	1,044
STATE.....	1,089,821
TRANSPORTATION.....	193,827
TREASURY.....	211,022
INTERDEPARTMENTAL.....	600,769
TOTAL GRANTS-IN-AID	\$ 5,958,071
STATE AID	
AGRICULTURE.....	\$ 8,642
COMMUNITY AFFAIRS.....	19,996
EDUCATION.....	2,969,898
ENVIRONMENTAL PROTECTION.....	4,255
HEALTH & SENIOR SERVICES.....	58,454
HUMAN SERVICES.....	298,263
LAW & PUBLIC SAFETY.....	11,820
STATE.....	16,827
TREASURY.....	263,688
TOTAL STATE AID	\$ 3,651,844
CAPITAL CONSTRUCTION	
ENVIRONMENTAL PROTECTION.....	\$ 126,464
HEALTH & SENIOR SERVICES.....	620
HUMAN SERVICES.....	5,600
LAW & PUBLIC SAFETY.....	4,346
MILITARY & VETERANS' AFFAIRS.....	165
TRANSPORTATION.....	805,000
INTERDEPARTMENTAL.....	194,233
TOTAL CAPITAL CONSTRUCTION	\$ 1,136,428
DEBT SERVICE	
ENVIRONMENTAL PROTECTION.....	\$ 68,053
TREASURY.....	374,428
TOTAL DEBT SERVICE	\$ 442,481
TOTAL GENERAL FUND	\$ 16,363,224

APPROPRIATIONS BY DEPARTMENT, BY FUND (cont.)
FISCAL YEAR 2004
(\$000)

PROPERTY TAX RELIEF FUND	TOTAL APPROPRIATIONS P.L. 2003, c.122
GRANTS-IN-AID	
TREASURY.....	\$ 847,311
TOTAL GRANTS-IN-AID	\$ 847,311
STATE AID	
COMMUNITY AFFAIRS.....	\$ 960,069
EDUCATION.....	5,152,359
ENVIRONMENTAL PROTECTION.....	10,453
TREASURY.....	159,808
TOTAL STATE AID	\$ 6,282,689
TOTAL PROPERTY TAX RELIEF FUND	\$ 7,130,000
CASINO CONTROL FUND	
DIRECT STATE SERVICES	
LAW & PUBLIC SAFETY.....	\$ 35,799
TREASURY.....	26,938
TOTAL CASINO CONTROL FUND	\$ 62,737
CASINO REVENUE FUND	
DIRECT STATE SERVICES	
HEALTH & SENIOR SERVICES.....	\$ 871
LAW & PUBLIC SAFETY.....	92
TOTAL DIRECT STATE SERVICES	\$ 963
GRANTS-IN-AID	
HEALTH & SENIOR SERVICES.....	\$ 299,602
HUMAN SERVICES.....	118,737
LABOR.....	2,440
TOTAL GRANTS-IN-AID	\$ 420,779
STATE AID	
TRANSPORTATION.....	\$ 25,458
TOTAL STATE AID	\$ 25,458
TOTAL CASINO REVENUE FUND	\$ 447,200
GUBERNATORIAL ELECTIONS FUND	
LAW & PUBLIC SAFETY(Direct State Services).....	\$ 0
TOTAL GUBERNATORIAL ELECTIONS FUND	\$ 0
GRAND TOTAL ALL FUNDS	\$ 24,003,161

APPROPRIATIONS BY BUDGET CATEGORY
FISCAL YEAR 2004
(\$ MILLIONS)



APPROPRIATIONS BY MAJOR PROGRAM AREA (\$ MILLIONS)

