

Appropriations Act FY 2010 Summary Totals

- \$ Add 000 -

	Governor's Budget Message	Changes	FY 2010 Approp. Act P.L.2009, c. 68
Opening Balance	\$701,566	\$33,201	\$734,767
Revenues	\$29,641,297	(\$884,580)	\$28,756,717
Total Resources	\$30,342,863	(\$851,379)	\$29,491,484
Appropriations	\$29,840,757	(\$850,273)	\$28,990,484
Closing Balance	\$502,106	(\$1,106)	\$501,000

June 2009

KEY TO SYMBOLS AND ABBREVIATIONS:

GF=General Fund; PTRF=Property Tax Relief Fund; CCF=Casino Control Fund; CRF=Casino Revenue Fund; GUB=Gubernatorial Elections Fund; TTF=Transportation Trust Fund; DSS=Direct State Services.

HEA=Department of Health and Senior Services; HUM=Department of Human Services; TPAF=Teachers' Pension and Annuity Fund; PAAD=Pharmaceutical Assistance for the Elderly and Disabled; OIT=Office of Information Technology; EDA=Economic Development Authority.

LIV= Line Item Veto impact indicated with a "Yes" notation.

Lang= Language change indicated with a "Yes" notation.

Prepared by the Office of Legislative Services

Comparison of Budget Revenues

FY 2010 Appropriations Act -- P.L.2009, c.68

Page A1
June 2009

-- \$ Add 000 --

Synopsis	<i>LIV</i>	(1) Budget Message	(2) P.L.2009, c.68	Difference (2) - (1)
Sales (May Revisions)		8,712,200	8,578,700	-133,500
Miscellaneous Taxes, Fees, and Revenues, Total (May Revisions, Various)		2,600,798	2,546,468	-54,330
Corporation Business (May Revisions)		2,141,500	2,336,000	194,500
Interfund Transfers, Total (May Revisions, Various)		1,459,122	1,461,401	2,279
State Lottery Fund		928,800	8,888,000	-40,000
State Lottery Fund (Treasury, Misc. Revenues) (June Revisions)		928,800	933,800	5,000
Transfer Inheritance (June Revisions)		671,870	681,870	10,000
Transfer Inheritance (May Revisions)		671,870	635,000	-36,870
Motor Fuels (June Revisions)		553,420	557,420	4,000
Motor Fuels (May Revisions)		553,420	547,000	-6,420
Insurance Premium (May Revisions)		475,320	586,000	110,680
Insurance Premium (Surplus Lines Assessment) (June Revisions)		475,320	497,320	22,000
Insurance Premium (June Revisions)		475,320	409,320	-66,000
Motor Vehicle Fees (May Revisions)		400,050	392,550	-7,500
Fringe Benefit Recoveries from Federal and Other Funds		259,470	258,170	-1,300
Cigarette (May Revisions)		255,293	230,000	-25,293
Cigarette (Shift to Health Care Subsidy Fund)		255,293	228,793	-26,500
Realty Transfer (June Revisions)		234,000	259,000	25,000
Realty Transfer (May Revisions)		234,000	174,000	-60,000
Petroleum Products Gross Receipts (May Revisions)		228,860	223,000	-5,860
Fringe Benefit Recoveries from Colleges and Universities		155,780	155,130	-650
Alcohol Beverage Excise (May Revisions)		117,310	122,000	4,690
Alcoholic Beverage Excise (Shift to Health Care Subsidy Fund)		117,310	95,310	-22,000
Public Utility Gross Receipts and Franchise Taxes (Water/Sewer) (Treasury, Misc. Revenues) (June Revisions)		87,550	94,574	7,024
Hotel/Motel Occupancy Tax (June Revisions)		85,000	83,000	-2,000
Patients' and Residents' Cost Recovery - Psychiatric Hospitals (Assumed Federal Waiver)		82,568	88,108	5,540
State Disability Benefits Fund		79,524	104,524	25,000

Comparison of Budget Revenues

FY 2010 Appropriations Act -- P.L.2009, c.68

Page A2
June 2009

-- \$ Add 000 --

Synopsis	<i>LIV</i>	(1) Budget Message	(2) P.L.2009, c.68	Difference (2) - (1)
Corporation Banks and Financial Institutions (May Revisions)		54,580	84,000	29,420
Corporation Banks and Financial Institutions (June Revisions)		54,580	74,580	20,000
Fringe Benefit Recoveries from School Districts		32,200	31,500	-700
Assessments - Public Utility		29,158	28,996	-162
Autonomous Transportation Authorities		24,500	32,500	8,000
NJ Public Records Preservation (Treasury, Misc. Revenues) (June Revisions)		17,100	19,100	2,000
Tobacco Products Wholesale Sales (May Revisions)		14,200	15,000	800
Audit and Enforcement Collection (TRE)		0	40,000	40,000
Transfer to Gubernatorial Elections Fund (GBM Anticipated Adjustment)		-7,180	-7,180	0
Sales - Less Sales Tax Dedication (May Revisions)		-649,000	-639,000	10,000

TOTAL GF MAJOR REVENUES

TOTAL INTERFUND TRANSFERS

TOTAL MISC TAXES, FEES, REVENUES

General Fund	Totals:	\$17,274,577	\$17,311,425	\$36,848
---------------------	----------------	---------------------	---------------------	-----------------

Gross Income Tax (Modification of Property Tax Deduction Provision)	11,288,000	11,228,000	-60,000
Gross Income Tax (May Revisions)	11,288,000	10,453,000	-835,000
Sales Tax Dedication (PTRF) (May Revisions)	649,000	639,000	-10,000

TOTAL PTRF

Property Tax Relief Fund	Totals:	\$11,937,000	\$11,032,000	(\$905,000)
---------------------------------	----------------	---------------------	---------------------	--------------------

Casino Control Fund (May Revisions)	70,071	69,971	-100
-------------------------------------	--------	--------	------

TOTAL CASINO CONTROL FUND

Casino Control Fund	Totals:	\$70,071	\$69,971	(\$100)
----------------------------	----------------	-----------------	-----------------	----------------

Casino Revenue Fund (May Revisions)	351,769	335,441	-16,328
-------------------------------------	---------	---------	---------

TOTAL CASINO REVENUE FUND

Casino Revenue Fund	Totals:	\$351,769	\$335,441	(\$16,328)
----------------------------	----------------	------------------	------------------	-------------------

Transfer from General Fund (GBM Anticipated Adjustment)	7,180	7,180	0
---	-------	-------	---

TOTAL GUB FUND

Gubernatorial Elections Fund	Totals:	\$7,880	\$7,880	\$0
-------------------------------------	----------------	----------------	----------------	------------

Comparison of Budget Revenues

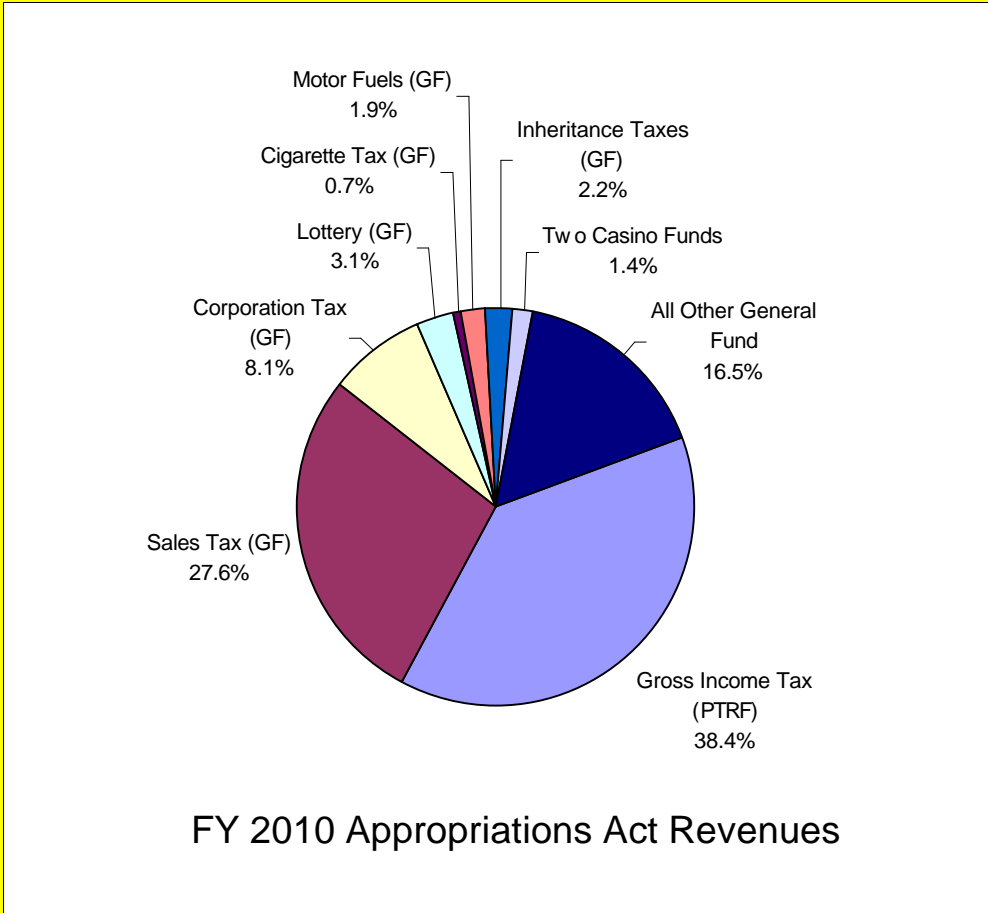
FY 2010 Appropriations Act -- P.L.2009, c.68

Page A3
June 2009

-- \$ Add 000 --

Synopsis	LIV	(1) Budget Message	(2) P.L.2009, c.68	Difference (2) - (1)
----------	---------------------	-----------------------	-----------------------	-------------------------

REVENUE	Totals:	\$29,641,297	\$28,756,717	(\$884,580)
----------------	----------------	---------------------	---------------------	--------------------



Comparison of Budget Amounts

FY 2010 Appropriations Act -- P.L.2009, c.68

Page B1
June 2009

-- \$ Add 000 --

Synopsis	(1) Budget Message	(2) P.L.2009, c.68	Difference (2) - (1)	
General Fund	Totals:	\$17,473,537	\$17,080,592	(\$392,945)
Property Tax Relief Fund	Totals:	\$11,937,000	\$11,496,000	(\$441,000)
Casino Control Fund	Totals:	\$70,571	\$70,571	\$0
Casino Revenue Fund	Totals:	\$351,769	\$335,441	(\$16,328)
Gubernatorial Elections Fund	Totals:	\$7,880	\$7,880	\$0

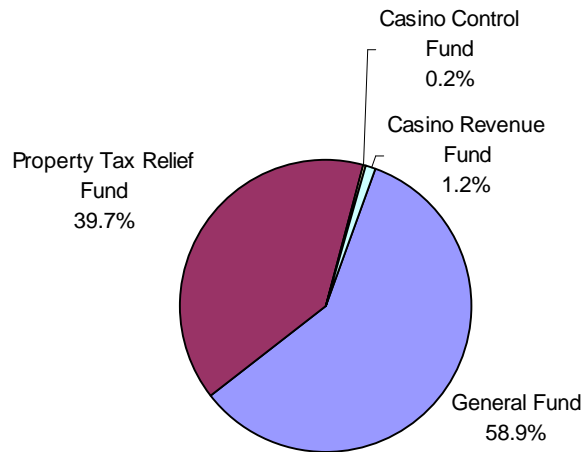
Appropriations Act Summary Totals

\$29,840,757

\$28,990,484

(\$850,273)

Change from S-2010/A-4100 to P.L.2009, c.68 (\$1,000)



FY 2010 Appropriations Act Fund Totals

Comparison of Budget Amounts

FY 2010 Appropriations Act -- P.L.2009, c.68

Page C1
June 2009

-- \$ Add 000 --

Synopsis		(1) Budget Message	(2) P.L.2009, c.68	Difference (2) - (1)
Direct State Services	Totals:	\$6,115,509	\$6,009,562	(\$105,947)
State Aid	Totals:	\$12,361,310	\$12,038,119	(\$323,191)
Grants-In-Aid	Totals:	\$10,102,664	\$9,590,029	(\$512,635)
Capital	Totals:	\$1,213,657	\$1,091,657	(\$122,000)
Debt Service	Totals:	\$47,617	\$261,117	\$213,500

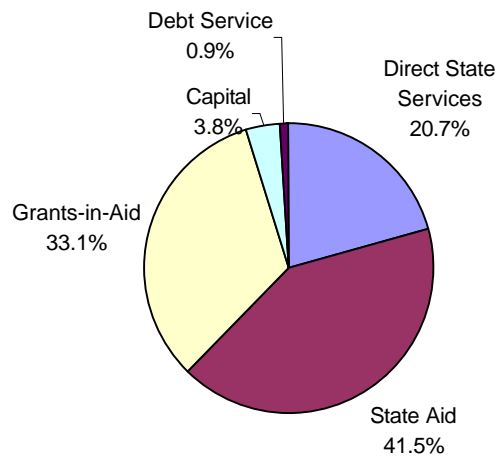
Appropriations Act Summary Totals

\$29,840,757

\$28,990,484

(\$850,273)

Change from S-2010/A-4100 to P.L.2009, c.68 (\$1,000)



FY 2010 Appropriations Act Categories

Comparison of Budget Amounts

FY 2010 Appropriations Act -- P.L.2009, c.68

Page D1
June 2009

-- \$ Add 000 --

Synopsis	(1) Budget Message	(2) P.L.2009, c.68	Difference (2) - (1)	
LEGISLATURE	Totals:	\$73,815	\$73,815	\$0
CHIEF EXECUTIVE	Totals:	\$4,684	\$4,684	\$0
AGRICULTURE	Totals:	\$24,629	\$22,547	(\$2,082)
BANKING AND INSURANCE	Totals:	\$67,548	\$67,548	\$0
CHILDREN AND FAMILIES	Totals:	\$1,092,294	\$1,085,850	(\$6,444)
COMMUNITY AFFAIRS	Totals:	\$1,109,903	\$1,065,903	(\$44,000)
CORRECTIONS	Totals:	\$1,189,378	\$1,156,775	(\$32,603)
EDUCATION	Totals:	\$10,413,691	\$10,156,517	(\$257,174)
ENVIRONMENTAL PROTECTION	Totals:	\$327,640	\$327,640	\$0
HEALTH AND SENIOR SERVICES	Totals:	\$1,243,878	\$1,156,021	(\$87,857)
HUMAN SERVICES	Totals:	\$4,592,365	\$4,216,794	(\$375,571)
LABOR AND WORKFORCE DEVELOPMENT	Totals:	\$147,029	\$147,029	\$0
LAW AND PUBLIC SAFETY	Totals:	\$591,184	\$578,599	(\$12,585)
MILITARY AND VETERANS' AFFAIRS	Totals:	\$91,292	\$90,055	(\$1,237)
PUBLIC ADVOCATE	Totals:	\$16,834	\$16,493	(\$341)
STATE	Totals:	\$1,258,396	\$1,258,336	(\$60)
TRANSPORTATION	Totals:	\$1,283,197	\$1,277,966	(\$5,231)
TREASURY	Totals:	\$2,665,073	\$2,579,551	(\$85,522)
MISCELLANEOUS EXECUTIVE COMMISSIONS	Totals:	\$1,456	\$1,456	\$0
INTERDEPARTMENTAL ACCOUNTS	Totals:	\$2,950,469	\$2,797,403	(\$153,066)
JUDICIARY	Totals:	\$648,385	\$648,385	\$0
DEBT SERVICE	Totals:	\$47,617	\$261,117	\$213,500

Comparison of Budget Amounts

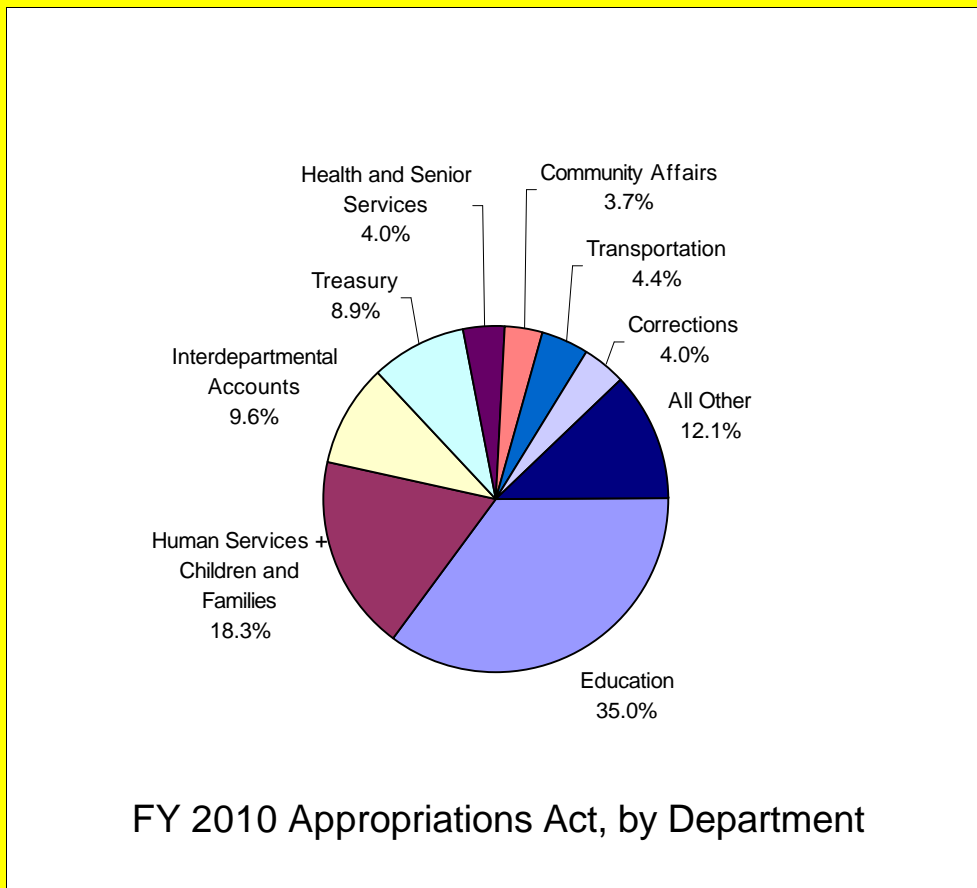
FY 2010 Appropriations Act -- P.L.2009, c.68

Page D2
June 2009

-- \$ Add 000 --

Synopsis	(1) Budget Message	(2) P.L.2009, c.68	Difference (2) - (1)
Appropriations Act Summary Totals	\$29,840,757	\$28,990,484	(\$850,273)

Change from S-2010/A-4100 to P.L.2009, c.68 (\$1,000)



Comparison of Budget Amounts

FY 2010 Appropriations Act -- P.L.2009, c.68

Page 1 of 21
June 2009

-- \$ Add 000 --

Synopsis	Lang LIV	(1) Budget Message	(2) P.L.2009, c.68	Difference (2) - (1)
----------	----------	-----------------------	-----------------------	-------------------------

LEGISLATURE

9000 LEGISLATIVE COMMISSION - DSS

9000 SENATE - DSS

9000 GENERAL ASSEMBLY - DSS

9000 LEGISLATIVE SUPPORT SERVICES -
DSS

Direct State Services	Totals:	\$73,815	\$73,815	\$0
------------------------------	----------------	----------	----------	-----

LEGISLATURE	Totals:	\$73,815	\$73,815	\$0
-------------	----------------	----------	----------	-----

CHIEF EXECUTIVE

9000 CHIEF EXECUTIVE - DSS

Direct State Services	Totals:	\$4,684	\$4,684	\$0
------------------------------	----------------	---------	---------	-----

CHIEF EXECUTIVE	Totals:	\$4,684	\$4,684	\$0
-----------------	----------------	---------	---------	-----

AGRICULTURE

9000 AGRICULTURE - DSS

Direct State Services	Totals:	\$7,081	\$7,081	\$0
------------------------------	----------------	---------	---------	-----

9000 AGRICULTURE - GRANTS-IN-AID

64 Hunger Initiative/Food Assistance Program 6,000 3,918 -2,082

Grants-In-Aid	Totals:	\$6,000	\$3,918	(\$2,082)
----------------------	----------------	---------	---------	-----------

9000 AGRICULTURE - STATE AID

State Aid	Totals:	\$11,548	\$11,548	\$0
------------------	----------------	----------	----------	-----

AGRICULTURE	Totals:	\$24,629	\$22,547	(\$2,082)
-------------	----------------	----------	----------	-----------

BANKING AND INSURANCE

9000 BANKING AND INSURANCE - DSS

Direct State Services	Totals:	\$67,548	\$67,548	\$0
------------------------------	----------------	----------	----------	-----

BANKING AND INSURANCE	Totals:	\$67,548	\$67,548	\$0
-----------------------	----------------	----------	----------	-----

CHILDREN AND FAMILIES

Comparison of Budget Amounts

Page 2 of 21
June 2009

FY 2010 Appropriations Act -- P.L.2009, c.68

-- \$ Add 000 --

Synopsis	Lang	LIV	(1) Budget Message	(2) P.L.2009, c.68	Difference (2) - (1)
----------	------	-----	-----------------------	-----------------------	-------------------------

9000	CHILDREN AND FAMILIES - GF CAPITAL				
129	Emergency Generators - Regional Treatment Centers	240		0	-240

	Capital	Totals:	\$240	\$0	(\$240)
--	----------------	----------------	-------	-----	---------

9000	CHILDREN AND FAMILY SERVICES - DSS				
180	Personal Services (Education Services) (Maintain Regional Day Schools)	460,573		463,081	2,508
125	Personal Services (Child Protective and Permanency Services)	460,573		460,369	-204
180	Personal Services (Education Services) (Maintain Regional Day Schools)	460,573		466,825	6,252
180	Maintenance and Fixed Charges (Education Services) (Maintain Regional Day Schools)	36,040		36,900	860
180	Services other than Personal (Education Services) (Maintain Regional Day Schools)	25,816		26,008	192
180	Materials and Supplies (Education Services) (Maintain Regional Day Schools)	4,701		5,141	440
180	Less: All Other Funds Services other than Personal (Education Services) (Maintain Regional Day Schools)	-21,828		-28,080	-6,252
196	Less: Federal Funds (Child Protective and Permanency)	-207,401		-215,401	-8,000

	Direct State Services	Totals:	\$327,936	\$323,732	(\$4,204)
--	------------------------------	----------------	-----------	-----------	-----------

9000	CHILDREN AND FAMILY SERVICES - GRANTS-IN-AID				
120	Early Childhood Services	6,600		4,600	-2,000

	Grants-In-Aid	Totals:	\$764,118	\$762,118	(\$2,000)
--	----------------------	----------------	-----------	-----------	-----------

	CHILDREN AND FAMILIES	Totals:	\$1,092,294	\$1,085,850	(\$6,444)
--	------------------------------	----------------	-------------	-------------	-----------

COMMUNITY AFFAIRS

9000	COMMUNITY AFFAIRS - DSS				
2029	Language Requiring Notice to Joint Budget Oversight Committee of Certain Transfers of Affordable Housing Appropriations		Yes		

Comparison of Budget Amounts

FY 2010 Appropriations Act -- P.L.2009, c.68

-- \$ Add 000 --

	Synopsis		(1) Budget Message	(2) P.L.2009, c.68	Difference (2) - (1)
12	Deletes Language Concerning Performance of Fire Safety Inspections	Yes			
Direct State Services Totals:			\$37,515	\$37,515	\$0
9000	COMMUNITY AFFAIRS - GRANTS-IN-AID				
169	State Rental Assistance Program		32,500	20,500	-12,000
87	State Rental Assistance Program	Yes	32,500	25,500	-7,000
Grants-In-Aid Totals:			\$56,235	\$37,235	(\$19,000)
9000	COMMUNITY AFFAIRS - GF STATE AID				
2030	Language Requiring Commissioner of Community Affairs to Report on Affordable Housing Subsidies to the Joint Budget Oversight Committee	Yes			
71	Special Municipal Aid Act		142,440	117,440	-25,000
14	Language Providing that Special Municipal Aid Recipients are Subject to an Audit Conducted in Consultation with the State Comptroller	Yes			
9000	COMMUNITY AFFAIRS - PTRF STATE AID				
1003	Language Modifying Reporting Requirement to Legislature on Status of Local Government Performance Measures	Yes			
State Aid Totals:			\$1,016,153	\$991,153	(\$25,000)
COMMUNITY AFFAIRS Totals:			\$1,109,903	\$1,065,903	(\$44,000)
CORRECTIONS					
9000	CORRECTIONS - GF CAPITAL				
129	Fire Safety Code Compliance - Albert Wagner State Prison		8,800	0	-8,800
129	Modular Unit - Bayside State Prison		7,975	0	-7,975
Capital Totals:			\$16,775	\$0	(\$16,775)
9000	CORRECTIONS - DSS				
126	Salaries and Wages (Institutional Care and Treatment)		595,466	595,197	-269
124	Salaries and Wages (Institutional Control and Supervision)		595,466	593,509	-1,957

Comparison of Budget Amounts

FY 2010 Appropriations Act -- P.L.2009, c.68

-- \$ Add 000 --

	Synopsis		(1) Budget Message	(2) P.L.2009, c.68	Difference (2) - (1)
100	Civilly Committed Sexual Offender Facility - Annex		15,376	13,376	-2,000
100	Civilly Committed Sexual Offender Facility		9,709	9,209	-500
83	Additions, Improvements and Equipment (Detention - Administration Support Services)		3,030	1,930	-1,100
117	Salaries and Wages (Institutional Control and Supervision)		37,210	30,436	-6,774
133	Sex offender Management Unit		9,739	9,389	-350
133	Parolee Electronic Monitoring Program		4,669	4,319	-350
133	Supervision, Surveillance, and Gang Suppression Program		1,825	1,475	-350
Direct State Services Totals:			\$1,020,307	\$1,006,657	(\$13,650)
9000	CORRECTIONS - GRANTS-IN-AID				
92	Purchase of Services for Inmates Incarcerated In County Penal Facilities		31,214	33,251	2,037
112	Purchase of Services for Inmates Incarcerated In County Penal Facilities		31,214	27,999	-3,215
130	Stages to Enhance parolee Success Program (STEPS)		18,493	17,994	-499
130	Community Resource Center Program (CRC)		11,902	11,581	-321
130	Re-Entry Substance Abuse Program		3,997	3,889	-108
130	Mutual Agreement Program (MAP)		2,690	2,618	-72
130	Language Allowing Parole Board Flexibility in Funding Programs	Yes			
Grants-In-Aid Totals:			\$129,871	\$127,693	(\$2,178)
9000	CORRECTIONS - GF STATE AID				
State Aid Totals:			\$22,425	\$22,425	\$0
CORRECTIONS Totals:			\$1,189,378	\$1,156,775	(\$32,603)
EDUCATION					
9000	EDUCATION - GF CAPITAL				
129	Fire Protection - Katzenbach School for the Deaf		400	0	-400
Capital Totals:			\$400	\$0	(\$400)

Comparison of Budget Amounts

Page 5 of 21
June 2009

FY 2010 Appropriations Act -- P.L.2009, c.68

-- \$ Add 000 --

	Synopsis		(1) Budget Message	(2) P.L.2009, c.68	Difference (2) - (1)
9000	EDUCATION - DSS				
60	Services Other Than Personal (Early Childhood Education)		3,337	3,187	-150
60	District and School Improvement		1,992	592	-1,400
60	Continuing Education		52	12	-40
	Direct State Services Totals:		\$71,186	\$69,596	(\$1,590)
9000	EDUCATION - GRANTS-IN-AID				
	Grants-In-Aid Totals:		\$13,488	\$13,488	\$0
9000	EDUCATION - GF STATE AID				
138.2	Modifies Language Concerning June School Aid Payments	Yes			
300	Equalization Aid (Shift from PTRF)		199,615	345,246	145,631
160.2	Extraordinary Special Education Costs Aid	Yes	130,000	140,095	10,095
91	Payments for Institutionalized Children - Unknown District of Residence		35,000	34,500	-500
135	Preschool Incentive Aid	Yes	25,000	0	-25,000
138.2	Bridge Loan Interest and Approved Borrowing Costs		50	640	590
52	Language Appropriating up to \$650,000 for Emergency Aid Applications	Yes			
1009	Language Concerning Nonpublic Technology Initiative Funding	Yes			
9000	EDUCATION - PTRF STATE AID				
300	Equalization Aid (PTRF) (Shift to GF)		5,625,267	5,479,636	-145,631
134	Special Education Categorical Aid (PTRF)	Yes	735,144	730,144	-5,000
203	Adult Education (PTRF)	Yes	0	10,000	10,000
202	Less: Growth Savings - Payment Changes		-8,960	-21,460	-12,500
90.1	Social Security Tax (PTRF)		774,000	764,078	-9,922
152.1	School Construction and Renovation Fund (PTRF) (Debt Restructuring)		478,446	373,446	-105,000
145	School Construction and Renovation Fund (PTRF)		478,446	393,446	-85,000

Comparison of Budget Amounts

FY 2010 Appropriations Act -- P.L.2009, c.68

-- \$ Add 000 --

	Synopsis	Lang	LIV	(1) Budget Message	(2) P.L.2009, c.68	Difference (2) - (1)
51.1	Teachers' Pension and Annuity Fund (PTRF)			95,069	62,122	-32,947
166.1	Transportation Aid (PTRF)		Yes			
	State Aid			Totals:		
				\$10,328,617	\$10,073,433	(\$255,184)
2020	Language Creating a Competitive Technology Pilot Grant Program		Yes			
52	Deletes Language Appropriating Unexpended Balances for Emergency Aid		Yes			
10	Language Clarifying the Use of Federal Stimulus Aid for Teacher Salaries		Yes			
11	Language Clarifying that Funds Allocated to Charter Schools by Districts Shall be Deemed to be Paid from State Aid		Yes			
	General Provisions			Totals:		
				\$0	\$0	\$0
	EDUCATION			Totals:		
				\$10,413,691	\$10,156,517	(\$257,174)
	ENVIRONMENTAL PROTECTION					
9000	ENVIRONMENTAL PROTECTION - GF CAPITAL					
146	Directory Letter Authority for Shore Protection Fund Projects		Yes			
	Capital			Totals:		
				\$77,078	\$77,078	\$0
9000	ENVIRONMENTAL PROTECTION - DSS					
48	Modify Language to Increase Administrative Allocation from the Shore Protection Fund to Cover Fringe Benefits for the Engineering and Construction Program		Yes			
	Direct State Services			Totals:		
				\$216,286	\$216,286	\$0
9000	ENVIRONMENTAL PROTECTION - GRANTS-IN-AID					
	Grants-In-Aid			Totals:		
				\$14,934	\$14,934	\$0
9000	ENVIRONMENTAL PROTECTION - GF STATE AID					
9000	ENVIRONMENTAL PROTECTION - PTRF STATE AID					
	State Aid			Totals:		
				\$19,342	\$19,342	\$0

Comparison of Budget Amounts

FY 2010 Appropriations Act -- P.L.2009, c.68

Page 7 of 21
June 2009

-- \$ Add 000 --

Synopsis	Lang LIV	(1) Budget Message	(2) P.L.2009, c.68	Difference (2) - (1)
----------	----------	-----------------------	-----------------------	-------------------------

ENVIRONMENTAL PROTECTION	Totals:	\$327,640	\$327,640	\$0
--------------------------	----------------	-----------	-----------	-----

HEALTH AND SENIOR SERVICES

9000	HEALTH AND SENIOR SERVICES - CASINO REVENUE FUND DSS				
9000	HEALTH AND SENIOR SERVICES - DSS				
301	Services Other Than Personal (Reduced by LIV)	Yes	4,192	3,192	-1,000
65.1	Autism Registry	Yes	500	0	-500
23	Modifies Language to Include Pharmacy Benefit Managers as Third Party for Coordination of Benefits inr PAAD	Yes			

Direct State Services	Totals:	\$64,615	\$63,115	(\$1,500)
------------------------------	----------------	----------	----------	-----------

9000	HEALTH AND SENIOR SERVICES - CASINO REVENUE FUND GRANTS-IN-AID				
179	Pharmaceutical Assistance to the Aged and Disabled - Claims (CRF) (Shift from CRF to GF)		144,884	128,556	-16,328
80	Global Budget for Long Term Care (CRF)		27,559	27,639	80
80	Hearing Aid Assistance for the Aged and Disabled (CRF)		200	120	-80
16	Deletes Language Concerning Rates for Demonstration Adult Medical Day Care Center Program - Alzheimer's Disease	Yes			
9000	HEALTH AND SENIOR SERVICES - GRANTS GF				
2001	Directory Letter Authority for FQHCs	Yes	0	0	0
61	Early Childhood Prevention Program (Shift to Federal Economic Stimulus Funding)		96,799	91,399	-5,400
131	AIDS Drug Distribution Program		8,662	9,762	1,100
188	Language Deleting AIDS Drug Co-Pays and Reallocating Transportation Cost Savings	Yes	0	0	0
201	Modifies Language Concerning Cancer Reseach Funding	Yes			
154.4	Health Care Subsidy Fund Payments (FQHC and Other Waiver)		60,462	51,643	-8,819

Comparison of Budget Amounts

FY 2010 Appropriations Act -- P.L.2009, c.68

-- \$ Add 000 --

	Synopsis		(1) Budget Message	(2) P.L.2009, c.68	Difference (2) - (1)
190.1	Health Care Subsidy Fund Payments (Alcoholic Beverage and Cigarette Tax Increases Offset)		60,462	11,962	-48,500
194	Language Concerning the Charity Care Formula	Yes			
172	Language Requiring Health Care Facilities to Participate in Planning Meetings Supervised by the Department of Health and Senior Services	Yes			
162	Payments for Medical Assistance Recipients - Nursing Homes (Increased ARRA Funding)		747,942	710,287	-37,655
68	Payments for Medical Assistance Recipients - Nursing Homes (Shift Certain SSI Clients to Medicaid)		747,942	752,894	4,952
78.1	Payments for Medical Assistance Recipients - Nursing Homes	Yes	747,942	747,317	-625
179	Pharmaceutical Assistance to the Aged and Disabled - Claims (Shift from CRF to GF)		69,121	85,449	16,328
80	Global Budget for Long Term Care		55,058	54,978	-80
49.1	Less: Enhanced Federal Medicaid Matching Percentage (Adjust for County Share)		-319,071	-310,401	8,670
6.1	Language Authorizing A Transfer of \$71.1 million to the General Fund from the Revenues Collected from the Annual Assessment on Nursing Homes	Yes			
50	Language Allowing Administrative Costs Associated with the CATV Program to be Charged Against the CATV Universal Access Fund	Yes			
187.1	Language to Modify Per Diem Reimbursement Rate for Medical Day Care Services and to Clarify Other Conditions	Yes			

	Grants-In-Aid	Totals:	\$1,169,711	\$1,083,354	(\$86,357)
--	----------------------	----------------	-------------	-------------	------------

9000 HEALTH AND SENIOR SERVICES - GF
STATE AID

	State Aid	Totals:	\$9,552	\$9,552	\$0
--	------------------	----------------	---------	---------	-----

	HEALTH AND SENIOR SERVICES	Totals:	\$1,243,878	\$1,156,021	(\$87,857)
--	-----------------------------------	----------------	-------------	-------------	------------

HUMAN SERVICES

Comparison of Budget Amounts

Page 9 of 21
June 2009

FY 2010 Appropriations Act -- P.L.2009, c.68

-- \$ Add 000 --

		(1) Budget Message	(2) P.L.2009, c.68	Difference (2) - (1)
Synopsis	Lang	LIV		
9000	HUMAN SERVICES - GF CAPITAL			
129	Fire Code Compliance - Vineland Developmental Center	2,500	0	-2,500
129	Bathroom and Electrical Renovations - Trenton Psychiatric Hospital	2,375	0	-2,375

	Capital	Totals:	\$4,875	\$0	(\$4,875)
--	----------------	----------------	---------	-----	-----------

9000	HUMAN SERVICES - DSS			
98	Personal Services (Patient Care and Health Services)	267,308	263,808	-3,500
102	Personal Services (Mental Health Administration)	11,748	10,698	-1,050
96	Services Other Than Personal (Mental Health Administration)	429	404	-25
96	Additions, Improvements and Equipment (Mental Health Administration)	377	250	-127
35	Modifies Language to Include Pharmacy Benefit Managers as Third Party for Coordination of Benefits in Medicaid			Yes
174	Less: Enhanced Federal Medicaid Matching Percentage (Shift)	0	-23,580	-23,580
41	Personal Services (DDD Administration) (Shifts from Division of Management and Budget)	11,475	11,576	101
2002	Language Transferring Certain Appropriations Authority for Governor's Council on Alcoholism and Drug Abuse to Department of Treasury			Yes
41	Salaries and Wages (Management and Budget Administration) (Shifts to DDD)	14,156	14,055	-101

	Direct State Services	Totals:	\$497,040	\$468,758	(\$28,282)
--	------------------------------	----------------	-----------	-----------	------------

9000	HUMAN SERVICES - CASINO REVENUE FUND GRANTS-IN-AID			
9000	HUMAN SERVICES - GRANTS-IN-AID			
94	Community Care	276,025	273,713	-2,312
94	Olmstead Support Services	46,733	46,555	-178
154.4	NJ Family Care - Affordable and Accessible Health Coverage Benefits (FQHC and Other Waiver)	306,074	210,757	-95,317

Comparison of Budget Amounts

Page 10 of 21
June 2009

FY 2010 Appropriations Act -- P.L.2009, c.68

-- \$ Add 000 --

Synopsis		Lang	LIV	(1) Budget Message	(2) P.L.2009, c.68	Difference (2) - (1)
183.1	NJ FamilyCare - Affordable and Accessible Health Coverage Benefits (Increased Drug Rebates)			306,074	297,671	-8,403
132.1	General Assistance Medical Services (Assumed Federal Waiver)			147,223	62,523	-84,700
132.1	Payments for Medical Assistance Recipients - Medicare Premiums (Assumed Federal Waiver)			131,706	37,956	-93,750
132.1	Payments for Medical Assistance Recipients - Psychiatric Hospitals (Assumed Federal Waiver)			8,882	17,181	8,299
174	Less: Enhanced Federal Medicaid Matching Percentage (Shift)			-671,126	-528,620	142,506
1011	Language Requiring Plan for NJ FamilyCare Program Outreach	Yes				
161.1	Language Eliminating Medicaid Prescription Drug Co-Pays and Offsetting up to \$4.6 million with Prescription Drug Rebates	Yes				
38	Language Allowing Electronic Income Verification to Determine Medicaid and Family Care Eligibility	Yes				
198	Language Clarifying the Capitated Dispensing Fees Paid to Pharmacies in Long-Term Facilities	Yes				
41	Office for Prevention of Mental Retardation and Developmental Disabilities (Shifts from Division of Management and Budget)			0	573	573
184	Group Homes (Enhanced Federal Recoveries)			384,919	348,919	-36,000
104	Group Homes			384,919	385,950	1,031
104	Private Institutional Care			77,426	74,426	-3,000
82	Home Assistance			47,180	47,134	-46
174	Less: Enhanced Federal Medicaid Matching Percentage (Shift)			0	-118,926	-118,926
104	Less Federal Funds: Purchased Residential Care			-292,601	-292,401	200
69	Less: Federal Funds (Adult Activity Services)			-292,601	-295,601	-3,000
99	Less: All Other Funds (Work First New Jersey Support Services)	Yes		-20,000	-30,000	-10,000
40.1	Language Modifying Work First New Jersey - Child Care Copayments	Yes				

Comparison of Budget Amounts

Page 11 of 21
June 2009

FY 2010 Appropriations Act -- P.L.2009, c.68

-- \$ Add 000 --

	Synopsis		(1) Budget Message	(2) P.L.2009, c.68	Difference (2) - (1)
67	Community Based Substance Abuse Treatment and Prevention - State Share		41,178	40,621	-557
70	Community Based Substance Abuse Treatment and Prevention - State Share	Yes	41,178	40,478	-700
41	Office for Prevention of Mental Retardation and Developmental Disabilities (Shifts to DDD)		573	0	-573

	Grants-In-Aid	Totals:	\$3,599,296	\$3,294,443	(\$304,853)
--	----------------------	----------------	-------------	-------------	-------------

9000	HUMAN SERVICES - GF STATE AID				
132.1	Support for Patients in County Psychiatric Hospitals (Assumed Federal Waiver)	Yes	138,895	115,078	-23,817
42.1	Deletes Language Governing State Aid Payments in Support of Patients in County Psychiatric Hospitals and County Payments in Support of Patients in State Facilities	Yes			
66	Payments for Supplemental Security Income		92,845	93,375	530
68	Payments for Supplemental Security Income (Shift to Department of Health)		92,845	79,952	-12,893
66	Payments for Cost of General Assistance		89,343	89,737	394
66	General Assistance Emergency Assistance Program		83,529	81,607	-1,922
66	State Supplemental Security Income Administration Fee to SSA		20,419	20,566	147

	State Aid	Totals:	\$491,154	\$453,593	(\$37,561)
--	------------------	----------------	-----------	-----------	------------

184	Language Providing Carry-Forward of Enhanced Federal Recoveries to the Group Homes Account	Yes	0	0	0
42.1	Adds Language Governing State Aid Payments in Support of Patients in County Psychiatric Hospitals (New Language Modified by LIV)	Yes	Yes		

	General Provisions	Totals:	\$0	\$0	\$0
--	---------------------------	----------------	-----	-----	-----

	HUMAN SERVICES	Totals:	\$4,592,365	\$4,216,794	(\$375,571)
--	-----------------------	----------------	-------------	-------------	-------------

LABOR AND WORKFORCE DEVELOPMENT

9000	LABOR - DSS				
	Direct State Services	Totals:	\$81,851	\$81,851	\$0

Comparison of Budget Amounts

FY 2010 Appropriations Act -- P.L.2009, c.68

-- \$ Add 000 --

Synopsis	Lang	LIV	(1) Budget Message	(2) P.L.2009, c.68	Difference (2) - (1)
----------	------	-----	-----------------------	-----------------------	-------------------------

- 9000 LABOR - CASINO REVENUE FUND
GRANTS-IN-AID
- 9000 LABOR - GRANTS-IN-AID
- 1012 Language Concerning Allocation of Certain Education and Training Funds to Consortiums
- 197 Deletes Language Concerning Supported Employment Services Funding

Yes

Yes

	Grants-In-Aid	Totals:	\$65,178	\$65,178	\$0
	LABOR AND WORKFORCE DEVELOPMENT	Totals:	\$147,029	\$147,029	\$0
LAW AND PUBLIC SAFETY					

- 9000 LAW AND PUBLIC SAFETY - GF CAPITAL
- 129 Totowa Headquarters Rehabilitation
- 129 Emergency Generator - State Police Building 15, West Trenton
- 129 Fire Suppression Systems
- 129 Critical Repairs, Juvenile Services Facilities

	Capital	Totals:	\$6,630	\$0	(\$6,630)
--	----------------	----------------	---------	-----	-----------

- 9000 LAW AND PUBLIC SAFETY - CASINO CONTROL FUND DSS
- 9000 LAW AND PUBLIC SAFETY - CASINO REVENUE FUND DSS
- 9000 LAW AND PUBLIC SAFETY - DSS
- 121 Salaries and Wages (Criminal Justice)
- 121 Salaries and Wages (State Police Administration)
- 107 Salaries and Wages (Juvenile Community Programs)
- 107 Salaries and Wages (Institutional Control and Supervision)
- 105 Salaries and Wages (Institutional Control and Supervision)
- 107 Salaries and Wages (Institutional Care and Treatment)

Comparison of Budget Amounts

FY 2010 Appropriations Act -- P.L.2009, c.68

-- \$ Add 000 --

	Synopsis		(1) Budget Message	(2) P.L.2009, c.68	Difference (2) - (1)
107	Salaries and Wages (Juvenile Services Administration)		87,665	87,530	-135
28	Language Authorizing Use of Nicholson Foundation Grant as State Match for Second Chance Act Prisoner Reentry Initiative Federal Grant	Yes			
25	Modifies Language Concerning Reimbursement for Legal Services	Yes			
173	Securities Enforcement Fund		4,193	893	-3,300
Direct State Services Totals:			\$546,574	\$540,619	(\$5,955)
9000	LAW AND PUBLIC SAFETY - GRANTS-IN-AID				
9000	LAW AND PUBLIC SAFETY - GUB GRANTS-IN-AID				
Grants-In-Aid Totals:			\$31,330	\$31,330	\$0
9000	LAW AND PUBLIC SAFETY - GF STATE AID				
State Aid Totals:			\$6,650	\$6,650	\$0
LAW AND PUBLIC SAFETY Totals:			\$591,184	\$578,599	(\$12,585)
MILITARY AND VETERANS' AFFAIRS					
9000	MILITARY AND VETERANS AFFAIRS - GF CAPITAL				
129	Backup Generator		175	0	-175
Capital Totals:			\$175	\$0	(\$175)
9000	MILITARY AND VETERANS' AFFAIRS - DSS				
142	Personal Services (New Jersey National Guard Support Services)		5,625	4,633	-992
86	Personal Services (Veterans' Outreach and Assistance)		4,645	4,575	-70
5	Vietnam Memorial and Education Center		300	0	-300
5	Korean War Memorial Maintenance Program		90	0	-90
5	Maintenance for Memorials		0	390	390
Direct State Services Totals:			\$87,943	\$86,881	(\$1,062)

Comparison of Budget Amounts

Page 14 of 21
June 2009

FY 2010 Appropriations Act -- P.L.2009, c.68

-- \$ Add 000 --

Synopsis	Lang LIV	(1) Budget Message	(2) P.L.2009, c.68	Difference (2) - (1)
----------	----------	-----------------------	-----------------------	-------------------------

9000 MILITARY AND VETERANS' AFFAIRS -
GRANTS-IN-AID

Grants-In-Aid	Totals:	\$3,174	\$3,174	\$0
MILITARY AND VETERANS' AFFAIRS	Totals:	\$91,292	\$90,055	(\$1,237)
PUBLIC ADVOCATE				

9000 PUBLIC ADVOCATE

123	Salaries and Wages (Administration - Charge to Rate Council)	10,099	9,922	-177
127	Salaries and Wages (Administration)	10,099	9,935	-164

Direct State Services	Totals:	\$16,834	\$16,493	(\$341)
PUBLIC ADVOCATE	Totals:	\$16,834	\$16,493	(\$341)
STATE				

9000 STATE - DSS

89	Salaries and Wages (HESAA)	1,002	917	-85
158.1	Travel and Tourism Advertising and Promotion (Shift of Cooperative Marketing and fringe benefits)	8,012	9,004	992
158.1	Travel and Tourism Advertising and Promotion - Cooperative Marketing Program (Shift)	500	0	-500

Direct State Services	Totals:	\$31,469	\$31,876	\$407
------------------------------	----------------	----------	----------	-------

9000 STATE - GRANTS-IN-AID

111	Program for the Education of Language Minority Students	366	0	-366
151.5	Language Establishing Conditions Upon Appropriations to Senior Public Institutions of Higher Education (Higher Educational Services)			
110	General Institutional Operations (Rutgers)	1,789,474	1,789,339	-135
159.3	Language Concerning UMDNJ's Affiliate Hospital Allocation			
158.1	Cultural Projects (Shift of Newark Museum Line Item)	14,441	16,628	2,187
158.1	New Jersey Historical Commission - Agency Grants (Shift of Ellis Island and Afro-American History)	2,480	2,898	418

Comparison of Budget Amounts

Page 15 of 21
June 2009

FY 2010 Appropriations Act -- P.L.2009, c.68

-- \$ Add 000 --

	Synopsis		(1) Budget Message	(2) P.L.2009, c.68	Difference (2) - (1)
158.1	Newark Museum (Shift to Cultural Projects Line Item)		2,187	0	-2,187
158.1	Ellis Island New Jersey Foundation (Shift to Historical Commission Line Item)		405	0	-405
158.1	Grants in Afro-American History (Shift to Historical Commission Line Item)		13	0	-13
158.1	Cultural Trust		466	500	34
	Grants-In-Aid Totals:		\$1,203,478	\$1,203,011	(\$467)

9000	STATE - GF STATE AID				
	State Aid Totals:		\$23,449	\$23,449	\$0
	STATE Totals:		\$1,258,396	\$1,258,336	(\$60)

TRANSPORTATION

9000	TRANSPORTATION - GF CAPITAL				
9	Language Modifying Allocation of Funds from Transportation Capital Program for Private Carrier Capital Improvement Program	Yes			
	Capital Totals:		\$895,000	\$895,000	\$0

9000	TRANSPORTATION - DSS				
122	Personal Services (Physical Plant and Support Services)		35,918	35,675	-243
122	Personal Services (Maintenance and Operations)		35,918	34,104	-1,814
118	Salaries and Wages (Maintenance and Operations)		35,918	34,709	-1,209
76	Materials and Supplies (Maintenance and Operations)		12,365	12,235	-130
76	Maintenance and Fixed Charges (Physical Plant and Support Services)		8,646	8,645	-1
143	Maintenance and Fixed Charges (Maintenance and Operations)		8,646	7,646	-1,000
76	Maintenance and Fixed Charges (Maintenance and Operations)		8,646	8,355	-291
76	Services Other Than Personal (Physical Plant and Support Services)		2,360	2,328	-32
76	Services Other Than Personal (Maintenance and Operations)		2,360	2,217	-143

Comparison of Budget Amounts

Page 16 of 21
June 2009

FY 2010 Appropriations Act -- P.L.2009, c.68

-- \$ Add 000 --

	Synopsis	Lang	LIV	(1) Budget Message	(2) P.L.2009, c.68	Difference (2) - (1)
195	Language Increasing Allocation of Contributions from Transportation-Oriented Authorities					
		Yes				
76	Services Other Than Personal (Multimodal Services)			738	721	-17
76	Services Other Than Personal (Administration and Support Services)			738	633	-105
144	Office of Maritime Resources			359	248	-111
76	Materials and Supplies (Multimodal Services)			282	252	-30
76	Materials and Supplies (Administration and Support Services)			282	177	-105
Direct State Services Totals:				\$61,764	\$56,533	(\$5,231)
9000	TRANSPORTATION - GRANTS-IN-AID					
Grants-In-Aid Totals:				\$296,200	\$296,200	\$0
9000	TRANSPORTATION - CASINO REVENUE FUND STATE AID					
State Aid Totals:				\$30,233	\$30,233	\$0
TRANSPORTATION Totals:				\$1,283,197	\$1,277,966	(\$5,231)
TREASURY						
9000	TREASURY - CASINO CONTROL FUND DSS					
9000	TREASURY - DSS					
84	Additions, Improvements, and Equipment (Board of Public Utility, Admin)			527	365	-162
150.2	Language Appropriating up to \$1.5 Million from the Retail Margin Fund for Combined Heat and Power Program Administrative Costs					
		Yes				
103	Salaries and Wages (OMB)			13,104	13,039	-65
103	Salaries and Wages (Division of Taxation)			103,449	103,377	-72
103	Salaries and Wages (Division of Revenue)			103,449	103,328	-121
73	Property Assessment Management System (PAMS)			900	0	-900

Comparison of Budget Amounts

Page 17 of 21
June 2009

FY 2010 Appropriations Act -- P.L.2009, c.68

-- \$ Add 000 --

	Synopsis		(1) Budget Message	(2) P.L.2009, c.68	Difference (2) - (1)
2	Language Providing Carryforward Authority for Tax Amnesty Program Administration	Yes			
103	Salaries and Wages (Property Management and Construction)		20,608	20,497	-111
103	Salaries and Wages (Risk Management)		20,608	20,605	-3
103	Salaries and Wages (Purchasing Inventory Management)		20,608	20,596	-12
97	Services other than Personal (Purchasing and Inventory Management)	Yes	4,129	3,929	-200
93	Maintenance and Fixed Charges (Property Management and Construction)		3,179	2,679	-500
85	Additions, Improvements and Equipment (Property Management and Construction)		280	80	-200
81	Services other than Personal (Office of Information Technology)		12,306	11,706	-600
2002	Language Preserving Funding for Municipal Alliance Programs from the "Drug Enforcement and Demand Reduction Fund" and Transferring Certain Appropriations for Administrative Expenses of Governor's Council on Alcoholism and Drug Abuse to Treasury	Yes			
103	Salaries and Wages (Administration and Support Services)		10,420	10,370	-50
Direct State Services Totals:			\$452,879	\$449,883	(\$2,996)
9000	TREASURY - GRANTS-IN-AID				
167	InvestNJ - Capital Credits, EDA		30,200	8,200	-22,000
75	Division of Business Assistance, Marketing and International Trade, EDA		3,291	3,211	-80
9000	TREASURY - PTRF GRANTS-IN-AID				
77.2	Homestead Property Tax Rebates for Tenants (PTRF) (Eliminates Non-Seniors)	Yes	129,200	74,200	-55,000
Grants-In-Aid Totals:			\$1,810,007	\$1,732,927	(\$77,080)
9000	TREASURY - GF STATE AID				
119	Less: Supplemental Workforce Fund - Basic Skills (County Colleges)	Yes	-14,000	-16,000	-2,000
51.1	Police and Firemens' Retirement System		5,607	3,664	-1,943

Comparison of Budget Amounts

Page 18 of 21
June 2009

FY 2010 Appropriations Act -- P.L.2009, c.68

-- \$ Add 000 --

	Synopsis		(1) Budget Message	(2) P.L.2009, c.68	Difference (2) - (1)
51.1	Police and Firemens' Retirement System (P.L. 1979, c.109)		3,020	1,973	-1,047
51.1	State Contribution to Consolidated Police and Firemens' Pension Fund		820	364	-456
146	Directory Letter Authority for Highlands Property Tax Stabilization Aid	Yes			
9000	TREASURY - PTRF STATE AID				
	State Aid	Totals:	\$402,187	\$396,741	(\$5,446)
	TREASURY	Totals:	\$2,665,073	\$2,579,551	(\$85,522)
MISCELLANEOUS EXECUTIVE COMMISSIONS					
9000	MISCELLANEOUS COMMISSIONS - DSS				
	Direct State Services	Totals:	\$1,456	\$1,456	\$0
	MISCELLANEOUS EXECUTIVE COMMISSIONS	Totals:	\$1,456	\$1,456	\$0
INTERDEPARTMENTAL ACCOUNTS					
9000	INTERDEPARTMENTAL - GF CAPITAL				
152.1	New Jersey Building Authority Debt Service - South Woods State Prison (Debt Restructuring)		33,114	0	-33,114
152.1	New Jersey Building Authority Debt Service - Other State Projects (Debt Restructuring)		21,968	11,579	-10,389
152.1	New Jersey Building Authority Debt Service - State House Renovations (Debt Restructuring)		21,615	0	-21,615
152.1	New Jersey Building Authority Debt Service - Hughes Justice Complex (Debt Restructuring)		15,061	0	-15,061
152.1	New Jersey Building Authority Debt Service - State Police Multipurpose Building / Troop "C" Headquarters (Debt Restructuring)		8,267	0	-8,267
152.1	New Jersey Building Authority Debt Service - State Police Emergency Operations Center (Debt Restructuring)		1,554	0	-1,554
129	Americans with Disabilities Act Compliance Projects - Statewide		1,000	0	-1,000
129	Hazardous Materials Removal Projects - Statewide		1,000	0	-1,000

Comparison of Budget Amounts

Page 19 of 21
June 2009

FY 2010 Appropriations Act -- P.L.2009, c.68

-- \$ Add 000 --

	Synopsis		(1) Budget Message	(2) P.L.2009, c.68	Difference (2) - (1)
129	Renovation Projects, Existing and Anticipated Leases		705	0	-705
129	Fire Suppression Agriculture-Health Building		200	0	-200
Capital		Totals:	\$212,484	\$119,579	(\$92,905)

9000	INSURANCE AND OTHER SERVICES - DSS				
9000	EMPLOYEE BENEFITS - DSS				
9000	SALARY INCREASES AND OTHER BENEFITS - DSS				
9000	UTILITIES AND OTHER SERVICES - DSS				
9000	PROPERTY RENTALS - DSS				
9000	OTHER INTERDEPARTMENTAL ACCOUNTS - DSS				
192	Economic Development Authority (Debt Restructuring)		17,156	7,156	-10,000
116	Workers' Compensation Self-Insurance Fund	Yes	70,700	63,700	-7,000
95.1	Fuel and Utilities	Yes	53,287	20,287	-33,000
1	Language Appropriating Receipts from Rent Renegotiations	Yes			
158.1	State Employees' Health Benefits (Charge Cost to Travel and Tourism)		579,758	579,266	-492
51.1	Public Employees' Retirement System		26,813	17,521	-9,292
113.1	Temporary Disability Insurance Liability		12,541	12,054	-487
51.1	Police and Firemens' Retirement System		8,721	5,871	-2,850
51.1	State Police Retirement System		5,020	3,280	-1,740
51.1	Judicial Retirement System		1,719	1,123	-596
51.1	Police and Firemens' Retirement System (P.L. 1979, c.109)		447	292	-155
51.1	Teachers' Pension and Annuity Fund		291	190	-101
128	Payment of Military Leave Benefits		350	150	-200
182.1	Salary Increases and Other Benefits		0	24,370	24,370
200	Directory Letter Authority for Across the Board Adjustments as Required by Collective Bargaining Agreements (New Language Modified by LIV)	Yes			

Comparison of Budget Amounts

FY 2010 Appropriations Act -- P.L.2009, c.68

-- \$ Add 000 --

Synopsis		(1) Budget Message	(2) P.L.2009, c.68	Difference (2) - (1)
Direct State Services Totals:		\$1,798,341	\$1,756,798	(\$41,543)

9000	AID TO INDEPENDENT AUTHORITIES - GRANTS-IN-AID			
9000	EMPLOYEE BENEFITS - GRANTS-IN-AID			
152.1	NJSEA Sports Complex (Debt Restructuring)	56,102	37,602	-18,500
113.1	Temporary Disability Insurance Liability	5,966	5,848	-118

Grants-In-Aid Totals:		\$939,644	\$921,026	(\$18,618)
------------------------------	--	-----------	-----------	------------

INTERDEPARTMENTAL ACCOUNTS Totals:		\$2,950,469	\$2,797,403	(\$153,066)
---	--	-------------	-------------	-------------

JUDICIARY

9000	JUDICIARY - DSS			
	Direct State Services Totals:	\$648,385	\$648,385	\$0

30 Language Increasing Judiciary Carry Forward from \$3 million to \$10 million Yes

General Provisions Totals:		\$0	\$0	\$0
-----------------------------------	--	-----	-----	-----

JUDICIARY Totals:		\$648,385	\$648,385	\$0
--------------------------	--	-----------	-----------	-----

GENERAL PROVISIONS

- 57 Language Correcting Fiscal Year Reference in General Provision Yes
- 58 Language Authorizing Transfer of Funds in the Tobacco Settlement Fund to the General Fund Yes
- 59 Language Authorizing the Transfer of Enhanced Medicaid Match Funds Among Several Departments Yes
- 109.1 Language Increasing the Appropriation from the State Disability Benefits Fund Yes

General Provisions Totals:		\$0	\$0	\$0
-----------------------------------	--	-----	-----	-----

GENERAL PROVISIONS Totals:		\$0	\$0	\$0
-----------------------------------	--	-----	-----	-----

DEBT SERVICE

- 9000 TREASURY - GF DEBT
- 9000 ENVIRONMENTAL PROTECTION - GF DEBT

Comparison of Budget Amounts

Page 21 of 21
June 2009

FY 2010 Appropriations Act -- P.L.2009, c.68

-- \$ Add 000 --

Synopsis		Lang	LIV	(1) Budget Message	(2) P.L.2009, c.68	Difference (2) - (1)
152.1	Savings from Debt Restructuring (Savings Shifted to Specific Line Items)			-361,000	-147,500	213,500
Debt Service Totals:				\$47,617	\$261,117	\$213,500
DEBT SERVICE Totals:				\$47,617	\$261,117	\$213,500
Appropriations Act Summary Totals				\$29,840,757	\$28,990,484	(\$850,273)

Change from S-2010/A-4100 to P.L.2009, c.68 (\$1,000)